

ICF WILDWATER WORLD CHAMPIONSHIPS 2004



GARMISCH-PARTENKIRCHEN

GERMANY

20 - 23 May 2004



Competition Analysis K1 Kayak Singles Men Classic-Race

Loisach

22 MAY 2004

Start Time: 10:00 / End Time: 11:14

Rank	Bib No.	Name	Nat.	Entenloch			Treppenhaus			Eisenbahnbr.			Result	Behind	Rk.
				Time	Behind	Rk.	Time	Behind	Rk.	Time	Behind	Rk.			
1	48	MERCATI Carlo	ITA									14:45.97	0.00	1	
		Cumulative Time		4:31.09	+5.15	7	7:40.94	+0.65	3	11:35.52	0.00	1	14:45.97	0.00	1
		Sector Time		4:31.09	+5.15	7	3:09.85	0.00	1	3:54.57	+1.50	2	3:10.45	+10.32	2
2	55	KNEBEL Robert	CZE									14:47.15	+1.18	2	
		Cumulative Time		4:30.70	+4.76	6	7:42.86	+2.57	6	11:35.93	+0.41	2	14:47.15	+1.18	2
		Sector Time		4:30.70	+4.76	6	3:12.15	+2.30	2	3:53.07	0.00	1	3:11.21	+11.08	3
3	46	PONTAROLLO Robert	ITA									14:50.45	+4.48	3	
		Cumulative Time		4:29.43	+3.49	4	7:41.89	+1.60	4	11:39.22	+3.70	3	14:50.45	+4.48	3
		Sector Time		4:29.43	+3.49	4	3:12.45	+2.60	5	3:57.33	+4.26	4	3:11.22	+11.09	4
4	56	MRUZEK Kamil	CZE									14:51.82	+5.85	4	
		Cumulative Time		4:28.00	+2.06	3	7:40.29	0.00	1	11:39.46	+3.94	4	14:51.82	+5.85	4
		Sector Time		4:28.00	+2.06	3	3:12.29	+2.44	3	3:59.17	+6.10	7	3:12.35	+12.22	6
5	53	WOHLERS Florian	GER									14:54.28	+8.31	5	
		Cumulative Time		4:25.94	0.00	1	7:40.66	+0.37	2	11:42.64	+7.12	5	14:54.28	+8.31	5
		Sector Time		4:25.94	0.00	1	3:14.72	+4.87	10	4:01.98	+8.91	15	3:11.64	+11.51	5
6	51	KOELMANN Thomas	GER									14:55.87	+9.90	6	
		Cumulative Time		4:33.06	+7.12	9	7:46.36	+6.07	8	11:55.74	+20.22	14	14:55.87	+9.90	6
		Sector Time		4:33.06	+7.12	9	3:13.30	+3.45	6	4:09.37	+16.30	26	3:00.13	0.00	1
7	52	KNEBEL David	CZE									14:59.68	+13.71	7	
		Cumulative Time		4:27.68	+1.74	2	7:42.71	+2.42	5	11:44.14	+8.62	6	14:59.68	+13.71	7
		Sector Time		4:27.68	+1.74	2	3:15.03	+5.18	11	4:01.42	+8.35	14	3:15.54	+15.41	=13
8	43	TASTARD Ronan	FRA									15:00.71	+14.74	8	
		Cumulative Time		4:33.92	+7.98	10	7:47.87	+7.58	9	11:48.08	+12.56	8	15:00.71	+14.74	8
		Sector Time		4:33.92	+7.98	10	3:13.94	+4.09	7	4:00.21	+7.14	10	3:12.63	+12.50	8
9	49	HYBOIS Arnaud	FRA									15:01.96	+15.99	9	
		Cumulative Time		4:36.07	+10.13	12	7:52.34	+12.05	13	11:49.59	+14.07	9	15:01.96	+15.99	9
		Sector Time		4:36.07	+10.13	12	3:16.26	+6.41	13	3:57.25	+4.18	3	3:12.37	+12.24	7
10	50	CLERIN Maxime	FRA									15:03.32	+17.35	10	
		Cumulative Time		4:34.24	+8.30	11	7:48.20	+7.91	10	11:46.91	+11.39	7	15:03.32	+17.35	10
		Sector Time		4:34.24	+8.30	11	3:13.96	+4.11	8	3:58.71	+5.64	6	3:16.40	+16.27	15
11	45	ARENARE Francesco	ITA									15:05.07	+19.10	11	
		Cumulative Time		4:37.02	+11.08	13	7:49.40	+9.11	12	11:50.68	+15.16	11	15:05.07	+19.10	11
		Sector Time		4:37.02	+11.08	13	3:12.37	+2.52	4	4:01.27	+8.20	13	3:14.39	+14.26	10
12	54	SLOVAK Tomas	CZE									15:07.58	+21.61	12	
		Cumulative Time		4:29.73	+3.79	5	7:45.43	+5.14	7	11:49.68	+14.16	10	15:07.58	+21.61	12
		Sector Time		4:29.73	+3.79	5	3:15.69	+5.84	12	4:04.25	+11.18	19	3:17.90	+17.77	17
13	47	GICKLER Markus	BEL									15:08.40	+22.43	13	
		Cumulative Time		4:38.39	+12.45	16	7:55.73	+15.44	14	11:55.31	+19.79	13	15:08.40	+22.43	13
		Sector Time		4:38.39	+12.45	16	3:17.34	+7.49	15	3:59.58	+6.51	8	3:13.09	+12.96	9
14	34	JOLIT Eric	FRA									15:10.59	+24.62	14	
		Cumulative Time		4:31.17	+5.23	8	7:49.11	+8.82	11	11:51.47	+15.95	12	15:10.59	+24.62	14
		Sector Time		4:31.17	+5.23	8	3:17.94	+8.09	17	4:02.35	+9.28	16	3:19.11	+18.98	22

Print Date: 22 MAY 2004 Print Time: 11:47

Page 1 / 5



ICF WILDWATER WORLD CHAMPIONSHIPS 2004



GARMISCH-PARTENKIRCHEN

GERMANY

20 - 23 May 2004



Competition Analysis K1 Kayak Singles Men Classic-Race

Loisach


22 MAY 2004

Start Time: 10:00 / End Time: 11:14

Rank	Bib No.	Name	Nat.	Entenloch			Treppenhaus			Eisenbahnbr.			Result	Behind	Rk.
				Time	Behind	Rk.	Time	Behind	Rk.	Time	Behind	Rk.	Time	Behind	Rk.
15	41	OVERBECK Achim	GER										15:13.76	+27.79	15
Cumulative Time				4:37.97	+12.03	14	7:57.81	+17.52	18	11:58.22	+22.70	17	15:13.76	+27.79	15
Sector Time				4:37.97	+12.03	14	3:19.84	+9.99	22	4:00.41	+7.34	11	3:15.54	+15.41	=13
16	44	WOHLERS Johannes	GER										15:14.38	+28.41	16
Cumulative Time				4:43.14	+17.20	22	7:57.70	+17.41	17	11:56.29	+20.77	16	15:14.38	+28.41	16
Sector Time				4:43.14	+17.20	22	3:14.56	+4.71	9	3:58.58	+5.51	5	3:18.09	+17.96	18
17	36	BIFANO Mariano	ITA										15:16.94	+30.97	17
Cumulative Time				4:41.15	+15.21	21	7:57.69	+17.40	16	11:58.79	+23.27	18	15:16.94	+30.97	17
Sector Time				4:41.15	+15.21	21	3:16.53	+6.68	14	4:01.10	+8.03	12	3:18.15	+18.02	19
18	30	SCHOFIELD Jonathan	GBR										15:17.65	+31.68	18
Cumulative Time				4:38.23	+12.29	15	7:55.99	+15.70	15	11:55.94	+20.42	15	15:17.65	+31.68	18
Sector Time				4:38.23	+12.29	15	3:17.75	+7.90	16	3:59.95	+6.88	9	3:21.71	+21.58	24
19	38	HUDETZ Harald	AUT										15:20.15	+34.18	19
Cumulative Time				4:39.72	+13.78	18	7:59.79	+19.50	20	12:02.47	+26.95	20	15:20.15	+34.18	19
Sector Time				4:39.72	+13.78	18	3:20.07	+10.22	23	4:02.67	+9.60	17	3:17.68	+17.55	16
20	26	ZNIDARCIC Nejc	SLO										15:24.03	+38.06	20
Cumulative Time				4:43.25	+17.31	23	8:04.62	+24.33	24	12:08.91	+33.39	21	15:24.03	+38.06	20
Sector Time				4:43.25	+17.31	23	3:21.37	+11.52	26	4:04.29	+11.22	20	3:15.12	+14.99	11
21	40	HALL Daniel	AUS										15:24.84	+38.87	21
Cumulative Time				4:38.69	+12.75	17	7:58.46	+18.17	19	12:02.22	+26.70	19	15:24.84	+38.87	21
Sector Time				4:38.69	+12.75	17	3:19.77	+9.92	21	4:03.75	+10.68	18	3:22.61	+22.48	28
22	29	SCHMID Gerhard	AUT										15:28.01	+42.04	22
Cumulative Time				4:47.29	+21.35	27	8:07.05	+26.76	25	12:12.76	+37.24	24	15:28.01	+42.04	22
Sector Time				4:47.29	+21.35	27	3:19.75	+9.90	20	4:05.71	+12.64	21	3:15.24	+15.11	12
23	42	KORENJAK Jernej	SLO										15:30.89	+44.92	23
Cumulative Time				4:40.01	+14.07	20	8:01.22	+20.93	21	12:09.39	+33.87	22	15:30.89	+44.92	23
Sector Time				4:40.01	+14.07	20	3:21.20	+11.35	25	4:08.17	+15.10	23	3:21.49	+21.36	23
24	33	KERON Peter	GBR										15:33.03	+47.06	24
Cumulative Time				4:45.19	+19.25	24	8:04.53	+24.24	23	12:14.59	+39.07	25	15:33.03	+47.06	24
Sector Time				4:45.19	+19.25	24	3:19.34	+9.49	18	4:10.05	+16.98	27	3:18.44	+18.31	20
25	35	POTOCNY Marian	SVK										15:36.21	+50.24	25
Cumulative Time				4:39.84	+13.90	19	8:02.58	+22.29	22	12:09.73	+34.21	23	15:36.21	+50.24	25
Sector Time				4:39.84	+13.90	19	3:22.73	+12.88	27	4:07.15	+14.08	22	3:26.48	+26.35	31
26	32	STOOP Matthias	SUI										15:37.46	+51.49	26
Cumulative Time				4:45.76	+19.82	25	8:09.50	+29.21	27	12:18.36	+42.84	26	15:37.46	+51.49	26
Sector Time				4:45.76	+19.82	25	3:23.74	+13.89	28	4:08.85	+15.78	24	3:19.10	+18.97	21
27	37	WICKHAM Oliver	GBR										15:41.53	+55.56	27
Cumulative Time				4:49.15	+23.21	28	8:08.71	+28.42	26	12:19.21	+43.69	27	15:41.53	+55.56	27
Sector Time				4:49.15	+23.21	28	3:19.55	+9.70	19	4:10.50	+17.43	28	3:22.31	+22.18	27
28	39	FRENCH Mathew	AUS										15:43.41	+57.44	28
Cumulative Time				4:49.61	+23.67	29	8:10.00	+29.71	28	12:21.60	+46.08	28	15:43.41	+57.44	28
Sector Time				4:49.61	+23.67	29	3:20.39	+10.54	24	4:11.60	+18.53	29	3:21.80	+21.67	25

Print Date: 22 MAY 2004 Print Time: 11:47

Page 2 / 5



ICF WILDWATER WORLD CHAMPIONSHIPS 2004



GARMISCH-PARTENKIRCHEN

GERMANY

20 - 23 May 2004



Competition Analysis K1 Kayak Singles Men Classic-Race

Loisach


22 MAY 2004

Start Time: 10:00 / End Time: 11:14

Rank	Bib No.	Name	Nat.	Entenloch			Treppenhaus			Eisenbahnbr.			Result	Behind	Rk.
				Time	Behind	Rk.	Time	Behind	Rk.	Time	Behind	Rk.	Time	Behind	Rk.
29	21	AMIR-TAHMMASSEB Kamran	IRI										15:48.07	+1:02.10	29
Cumulative Time				4:52.15	+26.21	30	8:16.57	+36.28	30	12:25.79	+50.27	29	15:48.07	+1:02.10	29
Sector Time				4:52.15	+26.21	30	3:24.42	+14.57	29	4:09.21	+16.14	25	3:22.28	+22.15	26
30	6	KURALT Pavil	SLO										15:52.83	+1:06.86	30
Cumulative Time				4:46.23	+20.29	26	8:14.13	+33.84	29	12:26.90	+51.38	30	15:52.83	+1:06.86	30
Sector Time				4:46.23	+20.29	26	3:27.89	+18.04	33	4:12.77	+19.70	31	3:25.93	+25.80	30
31	31	STEINER Robi	SUI										15:55.51	+1:09.54	31
Cumulative Time				4:53.54	+27.60	31	8:18.72	+38.43	31	12:32.56	+57.04	31	15:55.51	+1:09.54	31
Sector Time				4:53.54	+27.60	31	3:25.18	+15.33	30	4:13.83	+20.76	33	3:22.94	+22.81	29
32	24	CHRISTIE Jamie	GBR										16:08.06	+1:22.09	32
Cumulative Time				4:54.46	+28.52	32	8:24.02	+43.73	32	12:40.07	+1:04.55	33	16:08.06	+1:22.09	32
Sector Time				4:54.46	+28.52	32	3:29.55	+19.70	34	4:16.05	+22.98	34	3:27.99	+27.86	32
33	25	MAYNARD Ben	AUS										16:10.66	+1:24.69	33
Cumulative Time				4:57.94	+32.00	33	8:28.27	+47.98	34	12:41.87	+1:06.35	34	16:10.66	+1:24.69	33
Sector Time				4:57.94	+32.00	33	3:30.33	+20.48	35	4:13.59	+20.52	32	3:28.78	+28.65	34
34	28	SCHUSSER Martin	AUT										16:10.83	+1:24.86	34
Cumulative Time				4:58.88	+32.94	34	8:26.54	+46.25	33	12:38.54	+1:03.02	32	16:10.83	+1:24.86	34
Sector Time				4:58.88	+32.94	34	3:27.66	+17.81	32	4:12.00	+18.93	30	3:32.28	+32.15	39
35	18	BARTHO Daryl	RSA										16:25.71	+1:39.74	35
Cumulative Time				5:13.02	+47.08	40	8:40.22	+59.93	38	12:56.91	+1:21.39	36	16:25.71	+1:39.74	35
Sector Time				5:13.02	+47.08	40	3:27.20	+17.35	31	4:16.69	+23.62	35	3:28.79	+28.66	35
36	27	TILGHMAN Middy	USA										16:27.16	+1:41.19	36
Cumulative Time				4:58.97	+33.03	35	8:31.46	+51.17	35	12:57.94	+1:22.42	37	16:27.16	+1:41.19	36
Sector Time				4:58.97	+33.03	35	3:32.48	+22.63	36	4:26.47	+33.40	39	3:29.21	+29.08	36
37	22	SUZUKI Yasuhiro	JPN										16:27.51	+1:41.54	37
Cumulative Time				4:59.92	+33.98	36	8:33.36	+53.07	36	12:56.25	+1:20.73	35	16:27.51	+1:41.54	37
Sector Time				4:59.92	+33.98	36	3:33.44	+23.59	37	4:22.88	+29.81	37	3:31.25	+31.12	38
38	20	KUNHART Matus	SVK										16:45.92	+1:59.95	38
Cumulative Time				5:05.32	+39.38	37	8:40.15	+59.86	37	13:15.50	+1:39.98	39	16:45.92	+1:59.95	38
Sector Time				5:05.32	+39.38	37	3:34.83	+24.98	39	4:35.34	+42.27	45	3:30.42	+30.29	37
39	4	ISHIKAWA Koji	JPN										16:48.24	+2:02.27	39
Cumulative Time				5:08.11	+42.17	39	8:42.93	+1:02.64	39	13:15.82	+1:40.30	40	16:48.24	+2:02.27	39
Sector Time				5:08.11	+42.17	39	3:34.82	+24.97	38	4:32.89	+39.82	43	3:32.41	+32.28	40
40	17	CUKOVIC Izidor	CRO										16:56.76	+2:10.79	40
Cumulative Time				5:05.81	+39.87	38	8:48.78	+1:08.49	40	13:15.09	+1:39.57	38	16:56.76	+2:10.79	40
Sector Time				5:05.81	+39.87	38	3:42.97	+33.12	48	4:26.30	+33.23	38	3:41.66	+41.53	43
41	10	SMITH Shaun	USA										17:12.96	+2:26.99	41
Cumulative Time				5:16.95	+51.01	42	8:56.98	+1:16.69	42	13:27.66	+1:52.14	42	17:12.96	+2:26.99	41
Sector Time				5:16.95	+51.01	42	3:40.02	+30.17	47	4:30.68	+37.61	41	3:45.29	+45.16	46
42	19	MERCER Benjamin	AUS										17:13.82	+2:27.85	42
Cumulative Time				5:18.97	+53.03	43	8:55.52	+1:15.23	41	13:33.87	+1:58.35	43	17:13.82	+2:27.85	42
Sector Time				5:18.97	+53.03	43	3:36.55	+26.70	42	4:38.35	+45.28	47	3:39.95	+39.82	42

Print Date: 22 MAY 2004 Print Time: 11:47

Page 3 / 5



ICF WILDWATER WORLD CHAMPIONSHIPS 2004



GARMISCH-PARTENKIRCHEN

GERMANY

20 - 23 May 2004



Competition Analysis K1 Kayak Singles Men Classic-Race

Loisach

22 MAY 2004

Start Time: 10:00 / End Time: 11:14

Rank	Bib No.	Name	Nat.	Entenloch			Treppenhaus			Eisenbahnbr.			Result	Behind	Rk.
				Time	Behind	Rk.	Time	Behind	Rk.	Time	Behind	Rk.	Time	Behind	Rk.
43	16	FORRAI Dusan	SVK										17:14.98	+2:29.01	43
Cumulative Time				5:16.67	+50.73	41	8:59.96	+1:19.67	43	13:37.08	+2:01.56	44	17:14.98	+2:29.01	43
Sector Time				5:16.67	+50.73	41	3:43.28	+33.43	49	4:37.11	+44.04	46	3:37.90	+37.77	41
44	7	CALHOUN Geoff	USA										17:29.27	+2:43.30	44
Cumulative Time				5:30.71	+1:04.77	45	9:10.58	+1:30.29	46	13:43.27	+2:07.75	46	17:29.27	+2:43.30	44
Sector Time				5:30.71	+1:04.77	45	3:39.86	+30.01	46	4:32.68	+39.61	42	3:46.00	+45.87	47
45	9	KUZMANOVIC Igor	BIH										17:31.06	+2:45.09	45
Cumulative Time				5:31.36	+1:05.42	46	9:07.65	+1:27.36	45	13:26.30	+1:50.78	41	17:31.06	+2:45.09	45
Sector Time				5:31.36	+1:05.42	46	3:36.29	+26.44	41	4:18.65	+25.58	36	4:04.75	+1:04.62	52
46	15	STEAD Brendon	RSA										17:31.21	+2:45.24	46
Cumulative Time				5:34.17	+1:08.23	47	9:12.37	+1:32.08	47	13:42.80	+2:07.28	45	17:31.21	+2:45.24	46
Sector Time				5:34.17	+1:08.23	47	3:38.20	+28.35	45	4:30.42	+37.35	40	3:48.41	+48.28	48
47	14	MUSTARD Craig	RSA										17:33.03	+2:47.06	47
Cumulative Time				5:27.39	+1:01.45	44	9:03.46	+1:23.17	44	13:48.47	+2:12.95	47	17:33.03	+2:47.06	47
Sector Time				5:27.39	+1:01.45	44	3:36.07	+26.22	40	4:45.00	+51.93	48	3:44.56	+44.43	45
48	3	CALLISTER Jason	RSA										17:43.44	+2:57.47	48
Cumulative Time				5:50.24	+1:24.30	50	9:27.79	+1:47.50	48	14:14.79	+2:39.27	48	17:43.44	+2:57.47	48
Sector Time				5:50.24	+1:24.30	50	3:37.54	+27.69	44	4:47.00	+53.93	49	3:28.64	+28.51	33
49	23	CRAVIOTTO Victor	ESP										18:01.05	+3:15.08	49
Cumulative Time				6:06.77	+1:40.83	52	9:43.92	+2:03.63	50	14:17.85	+2:42.33	49	18:01.05	+3:15.08	49
Sector Time				6:06.77	+1:40.83	52	3:37.15	+27.30	43	4:33.93	+40.86	44	3:43.19	+43.06	44
50	12	WHITTEMORE Jess	USA										18:28.29	+3:42.32	50
Cumulative Time				5:41.91	+1:15.97	48	9:37.79	+1:57.50	49	14:27.09	+2:51.57	50	18:28.29	+3:42.32	50
Sector Time				5:41.91	+1:15.97	48	3:55.87	+46.02	51	4:49.29	+56.22	51	4:01.20	+1:01.07	50
51	13	YODA Shinichiro	JPN										19:02.09	+4:16.12	51
Cumulative Time				5:56.33	+1:30.39	51	9:44.96	+2:04.67	52	14:33.05	+2:57.53	51	19:02.09	+4:16.12	51
Sector Time				5:56.33	+1:30.39	51	3:48.62	+38.77	50	4:48.09	+55.02	50	4:29.03	+1:28.90	54
52	11	MIRALLES Xavier	ESP										19:36.66	+4:50.69	52
Cumulative Time				5:47.90	+1:21.96	49	9:44.57	+2:04.28	51	15:16.97	+3:41.45	52	19:36.66	+4:50.69	52
Sector Time				5:47.90	+1:21.96	49	3:56.67	+46.82	52	5:32.39	+1:39.32	54	4:19.68	+1:19.55	53
53	8	MARTIN Sean	IRL										19:45.55	+4:59.58	53
Cumulative Time				6:31.73	+2:05.79	54	10:34.75	+2:54.46	53	15:43.75	+4:08.23	53	19:45.55	+4:59.58	53
Sector Time				6:31.73	+2:05.79	54	4:03.01	+53.16	53	5:09.00	+1:15.93	53	4:01.79	+1:01.66	51
54	5	MISIC Zoran	BIH										19:54.90	+5:08.93	54
Cumulative Time				6:43.64	+2:17.70	55	10:51.61	+3:11.32	54	16:00.05	+4:24.53	54	19:54.90	+5:08.93	54
Sector Time				6:43.64	+2:17.70	55	4:07.96	+58.11	54	5:08.44	+1:15.37	52	3:54.84	+54.71	49
55	1	BENYOONES Dhrari	MAR										21:14.58	+6:28.61	55
Cumulative Time				6:30.03	+2:04.09	53	10:55.37	+3:15.08	55	16:28.88	+4:53.36	55	21:14.58	+6:28.61	55
Sector Time				6:30.03	+2:04.09	53	4:25.34	+1:15.49	55	5:33.50	+1:40.43	55	4:45.69	+1:45.56	55


Did not Start

2 LUCKER Pascal

SUI

Print Date: 22 MAY 2004 Print Time: 11:47

Page 4 / 5



ICF WILDWATER WORLD CHAMPIONSHIPS 2004



GARMISCH-PARTENKIRCHEN

GERMANY

20 - 23 May 2004



Competition Analysis

K1 Kayak Singles Men Classic-Race

Loisach

22 MAY 2004

Start Time: 10:00 / End Time: 11:14

LEGEND	Rank	No.	Bib Number	Nat.	Nation
--------	------	-----	------------	------	--------

Print Date: 22 MAY 2004 Print Time: 11:47

Page 5 / 5

